

UNITED STATES
SECURITIES AND EXCHANGE COMMISSION
Washington, D.C. 20549

FORM 8-K

CURRENT REPORT
Pursuant to Section 13 OR 15(d) of the Securities Exchange Act of 1934

Date of Report (Date of earliest event reported): August 4, 2021

PIERIS PHARMACEUTICALS, INC.
(Exact name of registrant as specified in its charter)

Nevada
(State or other jurisdiction of
Incorporation)

001-37471
(Commission
File Number)

30-0784346
(IRS Employer
Identification No.)

225 State Street, 9th Floor
Boston, MA
(Address of principal executive offices) 02109
(Zip Code)

Registrant's telephone number, including area code: 857-246-8998
N/A

(Former name or former address, if changed since last report.)

Check the appropriate box below if the Form 8-K filing is intended to simultaneously satisfy the filing obligation of the registrant under any of the following provisions:

- Written communications pursuant to Rule 425 under the Securities Act (17 CFR 230.425)
 Soliciting material pursuant to Rule 14a-12 under the Exchange Act (17 CFR 240.14a-12)
 Pre-commencement communications pursuant to Rule 14d-2(b) under the Exchange Act (17 CFR 240.14d-2(b))
 Pre-commencement communications pursuant to Rule 13e-4(c) under the Exchange Act (17 CFR 240.13e-4(c))

Securities registered pursuant to Section 12(b) of the Act:

Title of each class	Trading Symbol(s)	Name of each exchange on which registered
Common Stock, \$0.001 par value per share	PIRS	The Nasdaq Capital Market

Indicate by check mark whether the registrant is an emerging growth company as defined in Rule 405 of the Securities Act of 1933 (17 CFR §230.405) or Rule 12b-2 of the Securities Exchange Act of 1934 (17 CFR §240.12b-2).

Emerging Growth Company

If an emerging growth company, indicate by check mark if the registrant has elected not to use the extended transition period for complying with any new or revised financial accounting standards provided pursuant to Section 13(a) of the Exchange Act.

Item 2.02 Results of Operations and Financial Condition.

On August 4, 2021, Pieris Pharmaceuticals, Inc. (the "Company") issued a press release announcing certain financial results for the quarter ended June 30, 2021. A copy of the press release issued by the Company is furnished as Exhibit 99.1 to this report.

The information set forth under this "Item 2.02. Results of Operations and Financial Condition," including Exhibit 99.1 attached hereto, shall not be deemed "filed" for purposes of Section 18 of the Securities Exchange Act of 1934, as amended, nor shall it be deemed incorporated by reference into any filing under the Securities Act of 1933, as amended, except as shall be expressly set forth by specific reference in such filing.

Item 7.01 Regulation FD Disclosure.

Attached hereto as Exhibit 99.2 and incorporated by reference herein is the August 2021 Investor Presentation of Pieris Pharmaceuticals, Inc.

The information set forth under this "Item 7.01. Regulation FD Disclosure," including Exhibit 99.2 attached hereto, shall not be deemed "filed" for any purpose, and shall not be deemed incorporated by reference into any filing under the Securities Act of 1933, as amended, or the Securities Exchange Act of 1934, as amended, regardless of any general incorporation language in any such filing except as shall be expressly set forth by specific reference in such filing.

Item 9.01 Financial Statements and Exhibits

(d) *Exhibits.*

99.1 [Press Release Dated August 4, 2021.](#)

99.2 [Investor Presentation, Dated August 2021.](#)

SIGNATURE

Pursuant to the requirements of the Securities Exchange Act of 1934, the registrant has duly caused this report to be signed on its behalf by the undersigned hereunto duly authorized.

PIERIS PHARMACEUTICALS, INC.

Dated: August 4, 2021

/s/ Tom Bures

Tom Bures
Vice President, Finance

PRESS RELEASE

**PIERIS PHARMACEUTICALS REPORTS
SECOND QUARTER 2021 FINANCIAL RESULTS AND PROVIDES CORPORATE UPDATE**

COMPANY TO HOST AN INVESTOR CONFERENCE CALL ON
WEDNESDAY, AUGUST 4, 2021 AT 8:00 AM EDT

- **Announced inhaled program PRS-220 for the treatment of IPF and was selected to receive a Bavarian government grant of approximately \$17 million to evaluate the program for post-COVID pulmonary fibrosis**
- **Signed respiratory and ophthalmology agreement with Genentech with a \$20 million upfront payment and more than \$1.4 billion in potential additional milestone payments**
- **Tim Demuth, M.D., Ph.D., appointed Chief Medical Officer and Shane Olwill, Ph.D., promoted to Chief Development Officer**
- **Reiterated guidance for near-term and ongoing clinical studies**
- **June 30th ending cash balance in excess of \$119M**

BOSTON, MA, August 4, 2021 - *Pieris Pharmaceuticals, Inc. (NASDAQ: PIRS)*, a clinical-stage biotechnology company advancing novel biotherapeutics through its proprietary Anticalin® technology platform for respiratory diseases, cancer, and other indications, today reported financial results for the second quarter of 2021 ended June 30, 2021 and provided an update on the Company's recent and anticipated future developments.

"We had a very productive second quarter, having advanced and expanded our pipeline while ending with a cash balance exceeding \$119 million, largely bolstered by additional non-dilutive funding. As we further validate the Anticalin platform for local applications, we are pleased to have closed a strategic partnership with Genentech in the areas of respiratory and ophthalmology, providing another opportunity to grow our respiratory franchise while exploring a novel application for Anticalin proteins via ocular delivery. We are also excited to have unveiled our proprietary inhaled respiratory program PRS-220 for IPF alongside a grant from the Bavarian government to evaluate the program for post-COVID pulmonary fibrosis. PRS-220 is expected to enter the clinic next year. Additionally, we have made significant progress in advancing our immuno-oncology pipeline. In the coming weeks, we expect to dose the first patient in the phase 2 trial of cinrebafusp alfa in HER2-expressing cancers, for which FDA recently granted orphan drug designation, and we expect to start the phase 1 trial of PRS-344/S095012 with our partner, Servier, later this year," said Stephen S. Yoder, President and Chief Executive Officer of Pieris.

- **PRS-060/AZD1402 and AstraZeneca Collaboration:** Enrollment continues in the first (safety) part of the global phase 2a study of PRS-060/AZD1402, an inhaled IL-4 receptor alpha inhibitor under development in collaboration with AstraZeneca for the treatment of moderate-to-severe asthma. Pieris and AstraZeneca expect to announce data from the phase 2a study next year. Upon completion of the study, which is being sponsored and funded by AstraZeneca, Pieris will have the options to co-develop and, separately, co-commercialize PRS-060/AZD1402 in the United States. Pieris and AstraZeneca continue to advance each of the four programs in the collaboration beyond PRS-060/AZD1402.
 - **Cinrebafusp Alfa (PRS-343):** Pieris plans to dose the first patient in a two-arm phase 2 study for cinrebafusp alfa, a 4-1BB/HER2 bispecific for the treatment of HER2-expressing solid tumors, in gastric cancer in the coming weeks. One arm of the study will evaluate cinrebafusp alfa in combination with ramucirumab and paclitaxel in HER2-high gastric cancer, and the other arm of the study will evaluate cinrebafusp alfa in combination with tucatinib in HER2-low gastric cancer. As previously indicated, Go/No-Go criteria for advancement of this program will evaluate a composite
-

of measures, including a minimum target of 50% ORR in the HER2-high arm and a minimum target of 40% ORR in the HER2-low arm, duration of response, and safety. The Company expects to report results from both study arms next year. Recently, FDA granted orphan drug designation to cinrebafusp alfa for the treatment of HER2-high and HER2-low expressing gastric cancers.

- **PRS-344/S095012 and Servier Collaboration:** The phase 1 study of PRS-344/S095012, a 4-1BB/PD-L1 bispecific, is expected to begin later this year. Pieris holds exclusive commercialization rights for PRS-344/S095012 in the United States and will receive royalties on ex-U.S. sales for this program. Additionally, Servier has obtained *in vivo* proof of concept for PRS-352, an Anticalin-based bispecific beyond 4-1BB, triggering an undisclosed milestone payment to Pieris. Servier is responsible for further development of the program.
- **PRS-220:** Pieris is developing PRS-220, a proprietary inhaled Anticalin protein targeting connective tissue growth factor (CTGF) for the treatment of idiopathic pulmonary fibrosis (IPF). The Company was selected to receive a 14.2 million euro (approximately 17 million USD) grant from the Bavarian government for the research and development of PRS-220 for post-acute sequelae of SARS-CoV-2 infection (PASC) pulmonary fibrosis (PASC-PF), also known as post-COVID pulmonary fibrosis. The Company plans to present initial preclinical data from the program at the European Respiratory Society International Congress 2021 (ERS) in September, and clinical development is expected to begin next year.
- **Genentech Collaboration:** Pieris entered into a multi-program research collaboration and license agreement with Genentech to discover, develop, and commercialize locally delivered respiratory and ophthalmology therapies that leverage Pieris' proprietary Anticalin technology. Under the terms of the agreement, Pieris received a \$20 million upfront payment, and may be eligible to receive more than \$1.4 billion in additional milestone payments across multiple programs, including up to \$11 million in preclinical milestones for each program, as well as tiered royalties up to low double-digits for any commercialized programs. The collaboration comprises two committed programs, and Genentech has an option to initiate up to two additional programs for a further payment of \$10 million per program.
- **Executive R&D Leadership:** Pieris announced the appointment of Tim Demuth, M.D., Ph.D. as SVP and Chief Medical Officer. Dr. Demuth will oversee all clinical, medical, safety, and regulatory aspects at the Company. Pieris additionally announced the promotion of Shane Olwill, Ph.D., to SVP and Chief Development Officer. In his new role, Dr. Olwill will lead all translational activities to inform the replenishing and positioning of Pieris' portfolio across all stages of development in addition to overseeing project leadership on projects following declaration of a development candidate.

First Quarter Financial Update:

Cash Position – Cash and cash equivalents totaled \$119.1 million for the quarter ended June 30, 2021, compared to a cash and cash equivalents balance of \$70.4 million for the year ended December 31, 2020. The cash increase in the first half of 2021 was more than \$78.0 million, primarily due to new and existing collaboration agreements, along with targeted use of the Company's ATM program. This increase was partially offset by cash used to fund operations for the first six months of 2021. The June 30th cash position does not include the impact of the Bavarian government grant, as those proceeds will be reimbursed for qualifying program costs incurred over the PRS-220 development period.

R&D Expense - R&D expenses were \$15.8 million for the quarter ended June 30, 2021, compared to \$11.3 million for the quarter ended June 30, 2020. The increase reflects higher spending on preclinical activities for PRS-220, an increase in manufacturing costs across multiple immuno-oncology programs, and higher royalty costs associated with entering new collaboration agreements.

G&A Expense - G&A expenses were \$4.2 million for the quarter ended June 30, 2021, compared to \$4.6 million for the quarter ended June 30, 2020. The decrease reflects lower legal and project management costs in 2021, along with higher one-time office and building equipment costs incurred related to the move to the new R&D facility in Hallbergmoos, Germany in the prior year.

Net Loss - Net loss was \$15.5 million or \$(0.25) per share for the quarter ended June 30, 2021, compared to a net loss of \$5.0 million or \$(0.09) per share for the quarter ended June 30, 2020.

Conference Call:

Pieris management will host a conference call beginning at 8:00 AM EDT on Wednesday, August 4, 2021, to discuss the second quarter of 2021 financial results and provide a corporate update. Individuals can join the call by dialing +1-877-407-8920 (US & Canada) or +1-412-902-1010 (International). Alternatively, a listen-only audio webcast of the call can be accessed [here](#).

For those unable to participate in the conference call or listen to the webcast, a replay will be available on the Investors section of the Company's website, www.pieris.com.

About Pieris Pharmaceuticals:

Pieris is a clinical-stage biotechnology company that combines leading protein engineering capabilities and deep understanding into molecular drivers of disease to develop medicines that drive local biology to produce superior clinical outcomes for patients. Our pipeline includes inhalable Anticalin proteins to treat respiratory diseases and locally-activated bispecifics for immuno-oncology. Proprietary to Pieris, Anticalin proteins are a novel class of therapeutics validated in the clinic and by respiratory and immuno-oncology focused partnerships with leading pharmaceutical companies. For more information, visit www.pieris.com.

Forward Looking Statements:

This press release contains forward-looking statements as that term is defined in Section 27A of the Securities Act of 1933, as amended, and Section 21E of the Securities Exchange Act of 1934, as amended. Statements in this press release that are not purely historical are forward-looking statements. Such forward-looking statements include, among other things, the potential for Pieris' development programs such as PRS-060/AZD1402 and cinrebafusp alfa to address our core focus areas such as respiratory diseases and immuno-oncology, the advancement of our proprietary and co-development programs into and through the clinic and the expected timing for reporting data, making IND filings or achieving other milestones related to our programs, including PRS-060/AZD1402 and cinrebafusp alfa, the therapeutic potential of our Anticalin platform, our continued progress in the areas of co-stim bispecifics and inhaled therapeutics and the advancement of our developmental programs generally. Actual results could differ from those projected in any forward-looking statements due to numerous factors. Such factors include, among others, our ability to raise the additional funding we will need to continue to pursue our business and product development plans; the inherent uncertainties associated with developing new products or technologies and operating as a development stage company; our ability to develop, complete clinical trials for, obtain approvals for and commercialize any of our product candidates, including our ability to recruit and enroll patients in our studies; our ability to address the requests of the U.S. Food and Drug Administration; competition in the industry in which we operate; delays or disruptions due to COVID-19; and market conditions. These forward-looking statements are made as of the date of this press release, and we assume no obligation to update the forward-looking statements, or to update the reasons why actual results could differ from those projected in the forward-looking statements, except as required by law. Investors should consult all of the information set forth herein and should also refer to the risk factor disclosure set forth in the reports and other documents we file with the Securities and Exchange Commission available at www.sec.gov, including without limitation the Company's Annual Report on Form 10-K for the fiscal year ended December 31, 2020 and the Company's Quarterly Reports on Form 10-Q.

Investor Relations Contact:

Pieris Pharmaceuticals, Inc.

Maria Kelman

Executive Director, Investor Relations

+1 857 362 9635

kelman@pieris.com

PIERIS PHARMACEUTICALS, INC.
CONDENSED CONSOLIDATED BALANCE SHEETS
(unaudited, in thousands)

	<u>June 30, 2021</u>	<u>December 31, 2020</u>
Assets:		
Cash and cash equivalents	\$ 119,097	\$ 70,436
Accounts receivable	2,803	1,706
Prepaid expenses and other current assets	5,773	3,579
Total current assets	<u>127,673</u>	<u>75,721</u>
Property and equipment, net	20,373	22,046
Operating lease right-of-use assets	3,861	3,934
Other non-current assets	3,123	3,309
Total Assets	<u>\$ 155,030</u>	<u>\$ 105,010</u>
Liabilities and stockholders' equity:		
Accounts payable	\$ 2,310	\$ 1,787
Accrued expenses	16,082	7,731
Deferred revenue, current portion	25,536	12,627
Total current liabilities	<u>43,928</u>	<u>22,145</u>
Deferred revenue, net of current portion	49,421	35,900
Operating lease liabilities	14,960	15,932
Other long-term liabilities	—	6
Total Liabilities	<u>108,309</u>	<u>73,983</u>
Total stockholders' equity	46,721	31,027
Total liabilities and stockholders' equity	<u>\$ 155,030</u>	<u>\$ 105,010</u>

PIERIS PHARMACEUTICALS, INC
CONDENSED CONSOLIDATED STATEMENTS OF OPERATIONS
(unaudited, in thousands, except per share data)

	Three months ended June 30,		Six months ended June 30,	
	2021	2020	2021	2020
Revenues	\$ 3,285	\$ 11,246	\$ 18,918	\$ 24,507
Operating expenses				
Research and development	15,800	11,333	32,362	24,091
General and administrative	4,246	4,568	8,376	8,927
Total operating expenses	20,046	15,901	40,738	33,018
Loss from operations	(16,761)	(4,655)	(21,820)	(8,511)
Interest income	3	129	6	448
Grant income	796	—	796	—
Other income (expense), net	464	(424)	1,348	(484)
Loss before income taxes	(15,498)	(4,950)	(19,670)	(8,547)
Provision for income tax	—	—	—	—
Net loss	\$ (15,498)	\$ (4,950)	\$ (19,670)	\$ (8,547)
Basic and diluted net loss per share	\$ (0.25)	\$ (0.09)	\$ (0.33)	\$ (0.16)
Basic and diluted weighted average shares outstanding	61,905	52,371	59,116	53,792

PIERIS PHARMACEUTICALS

*CORPORATE PRESENTATION
August 2021*



SUPERIOR MEDICINES THROUGH EFFICIENT BIOLOGY

Forward-Looking Statements

This presentation contains forward-looking statements as that term is defined in Section 27A of the Securities Act of 1933, as amended, and Section 21E of the Securities Exchange Act of 1934, as amended. Statements in this presentation that are not purely historical are forward-looking statements. Such forward-looking statements include, among other things, the timing for initiation of clinical trials of PRS-220, whether PRS-220 will provide a clinical benefit in the treatment of IPF and PASC-related fibrosis, whether the combination of cinrebafusp alfa with other therapies could address a high medical need in HER2 gastric cancer patients who do not respond to traditional HER2-targeted therapies; whether the effects of the combination of cinrebafusp alfa with other therapies seen in preclinical studies will be observed in clinical trials; whether data from patients enrolled to date will be sufficient to inform the recommended phase 2 dose for the Company's planned proof of concept study of cinrebafusp alfa in gastric cancer; the expected timing and potential outcomes of the reporting by the Company of key clinical data from its programs, references to novel technologies and methods and our business and product development plans, including the Company's cash resources, the advancement of our proprietary and co-development programs into and through the clinic and the expected timing for reporting data, making IND filings or achieving other milestones related to our programs, including PRS-060/AZD1402, cinrebafusp alfa, PRS-344, and PRS-352 and the expected timing of the initiation of the next stage of cinrebafusp alfa's development in gastric cancer. Actual results could differ from those projected in any forward-looking statements due to numerous factors. Such factors include, among others, our ability to raise the additional funding we will need to continue to pursue our business and product development plans; the inherent uncertainties associated with developing new products or technologies and operating as a development stage company; our ability to develop, complete clinical trials for, obtain approvals for and commercialize any of our product candidates, including our ability to recruit and enroll patients in our studies; our ability to address the requests of the U.S. Food and Drug Administration; competition in the industry in which we operate; delays or disruptions due to COVID-19; and market conditions. These forward-looking statements are made as of the date of this presentation, and we assume no obligation to update the forward-looking statements, or to update the reasons why actual results could differ from those projected in the forward-looking statements, except as required by law. Investors should consult all of the information set forth herein and should also refer to the risk factor disclosure set forth in the reports and other documents we file with the Securities and Exchange Commission available at www.sec.gov, including without limitation the Company's Annual Report on Form 10-K for the fiscal year ended December 31, 2020 and the Company's Quarterly Reports on Form 10-Q.

Our Formula for Success

We combine leading protein engineering capabilities and deep insights into molecular drivers of disease to develop medicines that drive local biology to produce superior clinical outcomes for patients



Executive Summary

Superior Medicines via Efficient Biology

- Protein therapeutics that exploit biology validated by mAbs yet are engineered for focused activity at disease locus
- Improved activity, reduced side effects, increased convenience

Two Focus Areas

- Oral inhaled antagonists for respiratory disease
- Locally activated immuno-oncology bispecifics
- 2 POC readouts in '22; several follow-on candidates

Supportive Partnerships

- ~\$200M since 2017 in upfronts, milestones and equity investments
- Several co-developed and out-licensed programs
- Clinical supply for combination studies and development expertise

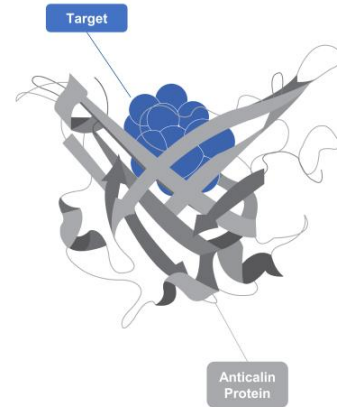
Anticalin[®] Proteins as Therapeutic Modalities

A Novel Therapeutic Class with Favorable Drug-Like Properties

- **Human** – Derived from lipocalins (human extracellular binding proteins)
- **Small** – Monomeric, monovalent, small size (~18 kDa vs ~150kDa mAbs)
- **Stable** – Inhalable delivery
- **Simple** – Bi/multispecific constructs
- **Proprietary** – Broad IP position on platform and derived products

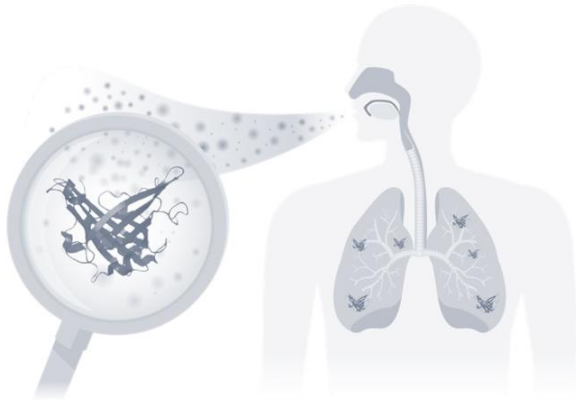
Translational Science Expertise to Deploy Platform in Meaningful Way

- Immunology expertise underpins IO and respiratory focus
- A leader in 4-1BB and costim biology
- Patient phenotyping efforts for improved stratification and novel intervention points in, e.g., asthma

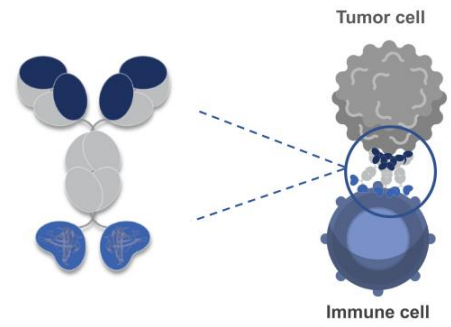


Two-fold Focus of Anticalin Platform Deployment

Inhalable formulations to treat respiratory diseases locally



Bispecifics for local immune agonism to treat cancer



Our Pipeline

RESPIRATORY								
CANDIDATE	TARGETS	INDICATION	PARTNER	OUR COMMERCIAL RIGHTS	DISCOVERY	PRECLINICAL	PHASE I	PHASE II
PRS-060/AZD1402	IL4-R α	Asthma	AstraZeneca	Worldwide Profit-Share Option	[Progress bar from Discovery to Phase II]			
PRS-220	CTGF	IPF, PASC-PF	n/a	Worldwide	[Progress bar from Discovery to Phase I]			
AstraZeneca Programs*	n.d.	n.d.	AstraZeneca	Worldwide Profit-Share Options	[Progress bar from Discovery to Phase I]			
Genentech Programs*	n.d.	n.d.	Genentech	Royalties	[Progress bar from Discovery to Phase I]			

*4 respiratory programs in collaboration with AstraZeneca, 2 of which carry co-development and co-commercialization options for Pieris

*Collaboration includes 1 respiratory program and 1 ophthalmology program

IMMUNO-ONCOLOGY								
CANDIDATE	TARGETS	INDICATION	PARTNER	OUR COMMERCIAL RIGHTS	DISCOVERY	PRECLINICAL	PHASE I	PHASE II
Cinrebafusp Alfa (PRS-343)	4-1BB/HER2	HER2-High GC**	n/a	Worldwide	[Progress bar from Discovery to Phase I]			
		HER2-Low GC**			[Progress bar from Discovery to Phase I]			
PRS-344/S095012	4-1BB/PD-L1	n.d.	SERVIER	US Rights; ex-US Royalties	[Progress bar from Discovery to Phase I]			
PRS-352	n.d.	n.d.	SERVIER	Royalties	[Progress bar from Discovery to Phase I]			
PRS-342/BOS-342	4-1BB/GPC3	n.d.	BOSTON PHARMACEUTICALS	Royalties	[Progress bar from Discovery to Phase I]			
Seagen Programs†	Co-stim Agonist	n.d.	Seagen	US Co-Promotion Option; Royalties	[Progress bar from Discovery to Phase I]			

†3 bispecific programs in collaboration with Seagen, with Pieris retaining a US co-promotion option for the second program

** Phase 2 study includes HER2-high arm in combination with ramucirumab and paclitaxel and HER2-low arm in combination with tucatinib; drug supply agreements with Lilly and Seagen, respectively

Validating Partnerships with Leading Companies



- PRS-060/AZD1402 + 4 additional programs
- Upfront & milestones to date: \$70.5M
- \$10M equity investment from AstraZeneca
- Eligible to receive up to approximately \$5.4B in potential milestone payments plus royalties
- Retained co-development and co-commercialization (US) options on PRS-060 and up to 2 additional programs



- Boston Pharmaceuticals holds exclusive license for PRS-342/BOS-342
- Upfront & milestones to date: \$10M
- Eligible to receive up to approximately \$353M in potential milestone payments
- Entitled to tiered royalties



A Member of the Roche Group

- 1 respiratory program + 1 ophthalmology program
- Upfront & milestones to date: \$20M
- Eligible to receive over \$1.4B million in potential milestone payments
- Entitled to tiered royalties
- Genentech has option to select additional targets in return for an option exercise fee



- 3-program IO bispecific partnership
- Upfront & milestones to date: \$35M
- Eligible to receive up to approximately \$1.2B in potential milestone payments plus royalties
- \$13M equity investment from Seagen
- Tucatinib drug supply for phase 2 combination trial of cinrebafusp alfa in HER2-low gastric cancer



- PRS-344/S095012: PD-L1/4-1BB antibody-Anticalin bispecific, for which Pieris holds full U.S. rights
- Upfront & milestones to date: ~\$40M
- Eligible to receive up to approximately \$447M in potential milestone payments
- Entitled to tiered royalties

Anticalin Technology Advantages: Differentiated Respiratory Platform

- Lipocalin templates deployed by Pieris in respiratory programs are abundant in the human lung and can permeate lung epithelium
- Stable, monovalent molecules with high melting temperatures and insensitivity to mechanical stress
- Inhalation pharmacokinetics suitable for once or twice daily administration and compatible with flexible treatment regimens
- Control of particle size distribution in critical size range in both “wet” and “dry” formulations to enable tailored delivery to discrete lung regions

PRS-060/AZD1402: Inhaled IL-4R α Antagonist

Candidate	PRS-060/AZD1402
Function/MoA	Inhibiting IL4-R α (disrupts IL-4 & IL-13 signaling)
Indications	Moderate-to-severe asthma
Development	Phase 2a in moderate asthmatics
Commercial Rights	Co-development and U.S. co-commercialization options, including gross margin share



PRS-060/AZD1402

PRS-060 Phase 2a Trial

Part 1	Patient Population: Moderate controlled asthmatics Primary Endpoint: Safety and tolerability Number of Patients: ~45
Part 2	Patient Population: Moderate uncontrolled asthmatics with blood eosinophil count of ≥ 150 cells/ μ L and FeNO ≥ 25 ppb at screening Primary Endpoint: Improvement of FEV1 over four weeks relative to placebo Number of Patients: ~360

Enrollment initiated 1Q 2021

Dry powder formulation, administered b.i.d. over four weeks

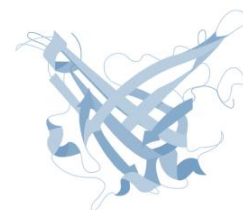
Up to three dose levels plus placebo

Study is sponsored and funded by AstraZeneca



PRS-220: Inhaled CTGF Antagonist

Candidate	PRS-220
Function/MoA	Inhibiting CTGF/CCN2
Indications	IPF and PASC-PF*
Development	Entering phase 1 in 2022
Commercial Rights	Fully proprietary

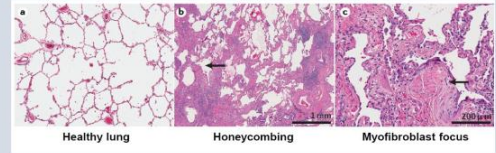


PRS-220

*Idiopathic Pulmonary Fibrosis and Post-Acute sequelae of SARS-CoV-2 infection (PASC) Pulmonary Fibrosis

IPF: High Unmet Medical Need and Significant Commercial Opportunity

IPF is a chronic, progressive, and ultimately fatal lung disease of unknown cause characterized by chronic lung inflammation and progressive scarring (fibrosis) of the tissues between the alveoli of the lung



3 to 5 million

people affected worldwide with increasing global incidence, with ~130K affected in the US each year^{1,2}

2 to 5 years

mean survival from the time of diagnosis²

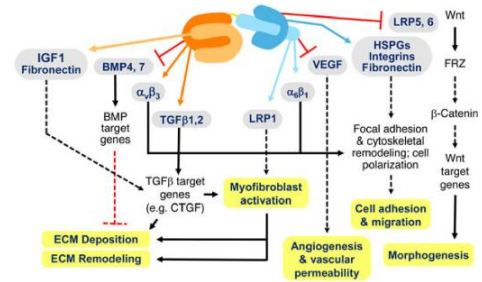
>\$3B

current market in sales

Currently approved treatments provide modest benefit, in addition to having side effects that require management

CTGF: Clinically Validated Intervention for IPF

- Connective tissue growth factor (CTGF), or CCN2, a protein localized in the extracellular matrix, is a driver of fibrotic remodeling as consequence of an aberrant wound healing process
- Over-expression of the protein in lung tissue is observed in patients suffering from IPF
- Competitor clinical data indicate inhibition of CTGF reduces the decline in lung function among patients with IPF
- Competitor compound requires high-dose infusions to effectively target lung-resident CTGF



CTGF affects multiple signaling pathways and processes important in pathophysiology. CTGF interacts with a variety of molecules, including cytokines and growth factors, receptors and matrix proteins. These interactions alter signal transduction pathways, either positively or negatively, which results in changes in cellular responses.

(Lipson, Fibrogenesis & Tissue Repair, 2012)

PRS-220: Inhaled Solution

The only CTGF inhibitor in clinical trials for IPF is a monoclonal antibody administered by IV infusion, 30 mg/kg every three weeks

The objective of PRS-220 is to more efficiently engage a clinically validated target via oral inhalation directly to the lung epithelium and interstitium

Benefits of inhaled administration:

- Inhaled administration eliminates the need for additional clinic visits required for systemic drug administration
- Direct administration into the lungs may result in more efficient CTGF inhibition in the site of the disease
- Patients with IPF frequently take inhaled medications and thus no additional training required
- This approach supports add-on to SOC, whereas patients on SOC are excluded from current studies of reference mAb

Grant From Bavarian Government to Support Program Acceleration and Evaluation of Efficacy in PASC-PF

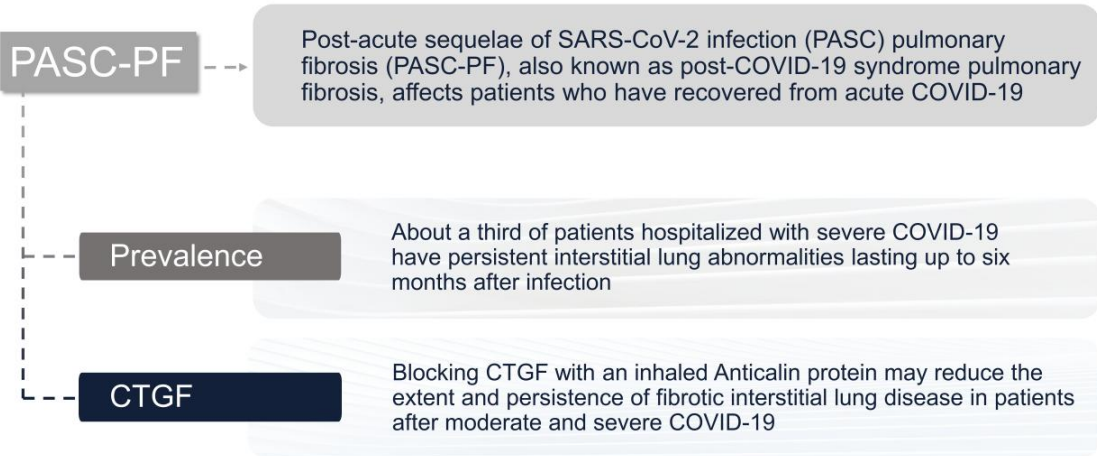
~\$17M

approximately 14 million euro grant from the Bavarian government for the research and development of PRS-220 for post-acute sequelae of SARS-CoV-2 infection (PASC) pulmonary fibrosis (PASC-PF)

Grant will:

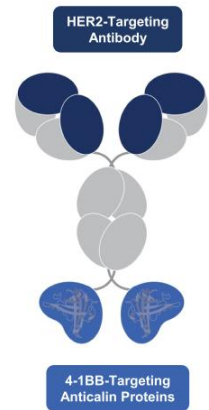
- Allow Pieris to accelerate development of the program – IND planned 2022
- Support clinical-readiness activities and initial clinical development for the program, including GLP tox studies, GMP manufacturing, and phase 1 clinical development
- Broaden scope of the program beyond the original IPF indication by including the evaluation of PRS-220 for the treatment of post-COVID-19-related pulmonary fibrosis

PRS-220 for PASC-PF



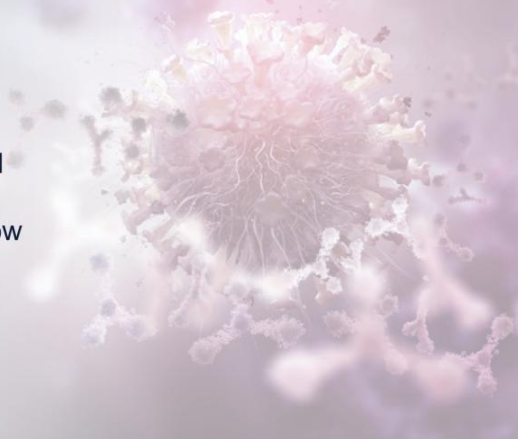
Cinrebafusp Alfa (PRS-343): Lead IO Asset

Candidate	Cinrebafusp alfa (PRS-343)
Function/MoA	Tumor-targeted 4-1BB agonism and HER2 antagonism
Indications	HER2-high and HER2-low gastric cancer
Development	Initiating phase 2
Commercial Rights	Fully proprietary



Cinrebafusp Alfa Phase I Summary

- Acceptable profile observed at all doses tested with no dose-limiting toxicities
- Clinical benefit at active dose levels (≥ 2.5 mg/kg), including confirmed complete response and several confirmed partial responses
- Dose-dependent immune activation and 4-1BB modulation in both HER2-high and HER2-low expressing patients
- Durable anti-tumor activity in heavily pre-treated patient population, including "cold" tumors
- Moving into phase 2 in HER2-high and HER2-low gastric cancer
- As lead IO program, cinrebafusp alfa provides key validation of 4-1BB franchise and follow-on programs, including PRS-344 and PRS-342



Cinrebafusp Alfa Phase 1 Monotherapy Study

Study Objectives

Primary: Characterize Safety Profile
Identify MTD or RP2D

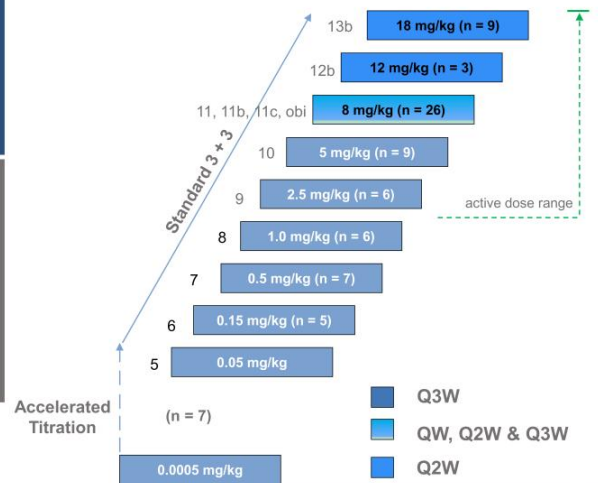
Secondary: Characterize PK/PD & Immunogenicity
Preliminary anti-tumor activity

Key Eligibility Criteria

Inclusion: Metastatic HER2+ solid tumors
Breast & Gastric/GEJ ≥ 1 prior anti-HER2 Tx
Measurable disease (RECIST v1.1)
ECOG 0 or 1

Exclusion: Symptomatic or unstable brain metastasis
Abnormal cardiac EF (< 45%)

Dose Escalation Study Design



Phase 1 Monotherapy Treatment Related Adverse Events at Active Doses (≥ 2.5 mg/kg)

Treatment Related Adverse Events (TRAEs occurring in > 1 patient; n = 53)	All Grades n (%)	Grade 1-2 n (%)	Grade 3-4 n (%)
Infusion related reaction	13 (25%)	9 (17%)	4 (8%)
Nausea	7 (13%)	7 (13%)	
Chills	6 (11%)	6 (11%)	
Vomiting	6 (11%)	6 (11%)	
Dyspnea	4 (8%)	4 (8%)	
Fatigue	4 (8%)	4 (8%)	
Arthralgia	3 (6%)	2 (4%)	1 (2%)
Decreased appetite	3 (6%)	3 (6%)	
Non-cardiac chest pain	3 (6%)	3 (6%)	
Asthenia	2 (4%)	2 (4%)	
Diarrhea	2 (4%)	2 (4%)	
Dizziness	2 (4%)	2 (4%)	
Headache	2 (4%)	2 (4%)	
Paresthesia	2 (4%)	1 (2%)	1 (2%)
Pruritus	2 (4%)	2 (4%)	
Pyrexia	2 (4%)	2 (4%)	
Rash	2 (4%)	2 (4%)	

1 Gr 3 Ejection Fraction dec and 1 Gr 3 Heart Failure; both events occurred in one patient and resolved w/o sequelae.

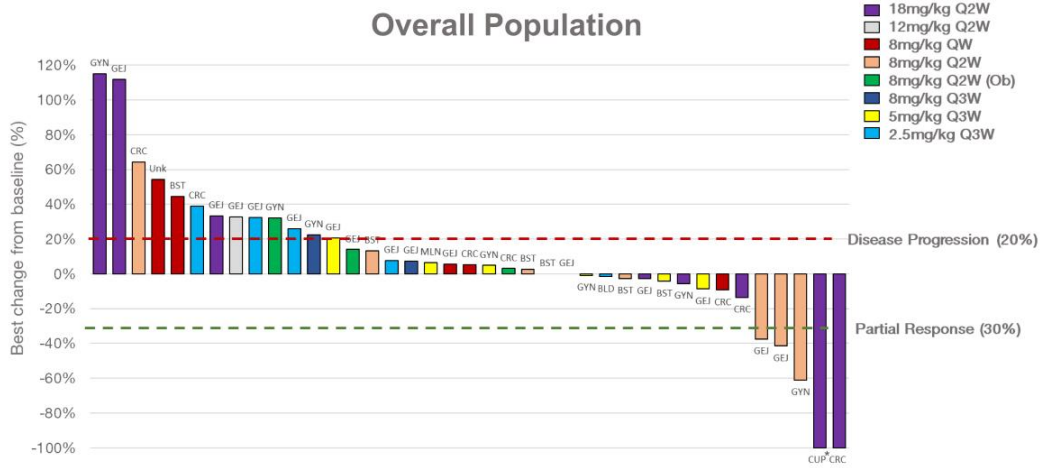
Data cut-off: 25-Feb-21

Summary of Responses in Phase 1 Monotherapy Study

Cohort	13b	12b	11c	Obi	11b	11	10	9	Total
Best Response	18 mg/kg, Q2W	12 mg/kg, Q2W	8 mg/kg, QW	8 mg/Kg, Q2W	8 mg/kg, Q2W	8 mg/kg, Q3W	5 mg/kg, Q3W	2.5 mg/kg, Q3W	
Evaluable Patients	8	2	5	4	7	4	7	5	42
CR	1	-	-	-	-	-	-	-	1
PR	1	-	-	-	3	-	-	-	4
SD	3	-	1	2	3	3	3	2	17
ORR	25%	0%	0%	0%	43%	0%	0%	0%	12%
DCR	63%	0%	20%	50%	86%	75%	43%	40%	52%

Data cut-off: 25-Feb-21

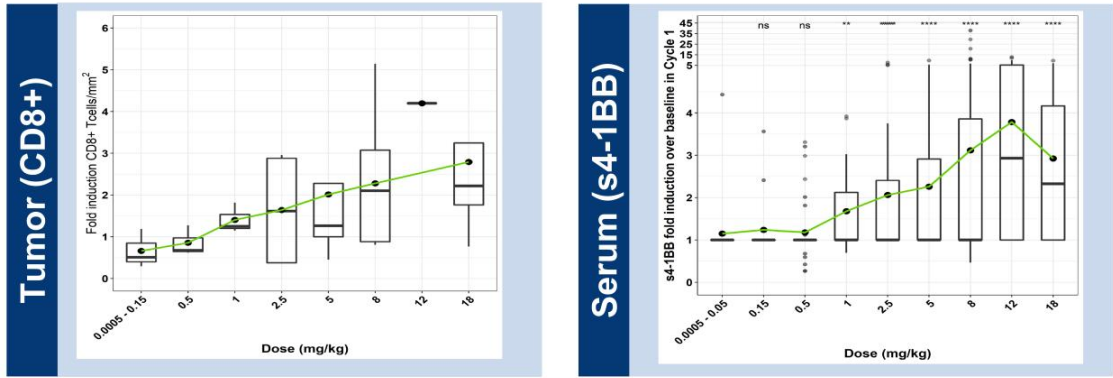
Cinreba fusp Alfa Phase 1 Monotherapy Efficacy Data: Analysis of Patients Treated at Active Doses



Data cut-off: 25-Feb-21
 *Manual update for CUP patient from Medidata 9-Apr-21



Cinrebafulsp Alfa Shows Dose-dependent Activity Across Key Pharmacodynamic Parameters



— Connects group averages
 — Median


Mann-Whitney U Test

Dose at 8 mg/kg incorporates patients treated at Q1W, Q2W, or Q3W

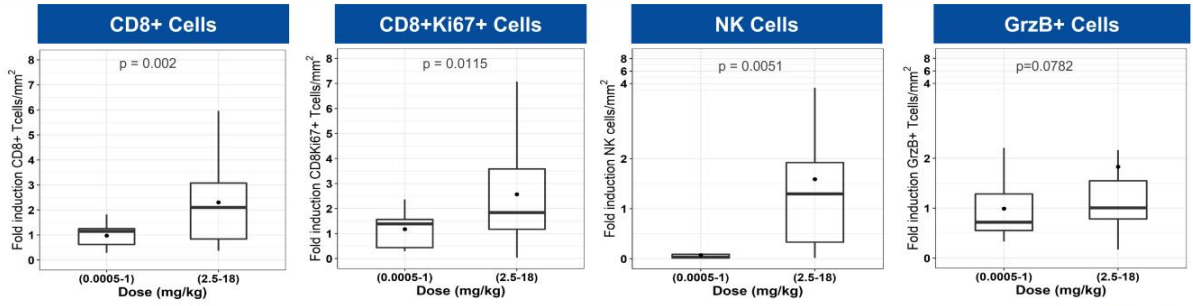
Data cut-off: 25-Feb-21



Cinrebafusp Alfa Activates Adaptive and Innate Immunity in the Tumor



Based on preclinical and clinical data, serum concentration of > 20 µg/ml defines active dose range beginning at 2.5 mg/kg (Cohort 9)



● Denotes group averages
— Median

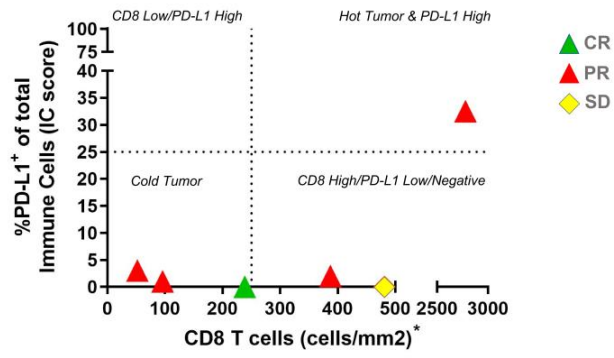
Unpaired One-Tailed Welch's

Data cut-off: 25-Feb-21



Single-Agent Activity in Both “Hot” and “Cold” Tumors

PD-L1 status and CD8+ T cells levels in tumor biopsies

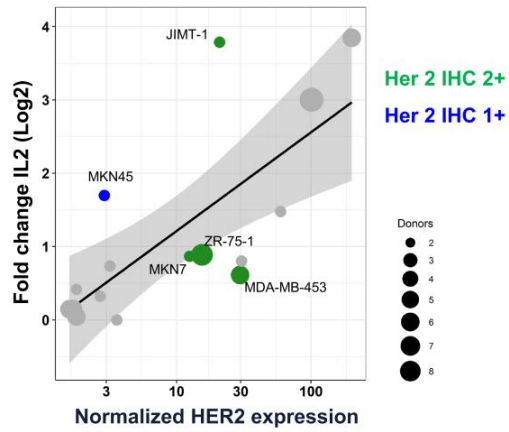


* Threshold informed by (Tumeh et al., 2014 and Blando et al., 2019)

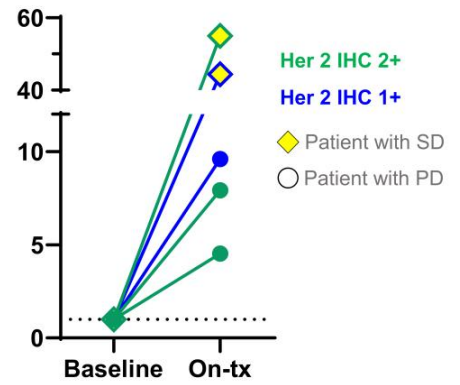
Several patients with clinical benefit have low/negative PD-L1 status and low CD8 T cell numbers

Signs of Preclinical and Clinical Activity in the HER2-Low Setting

PRS-343 enhances T cell activation in *in vitro* co-cultures with HER2-low tumor cell lines¹



PRS-343 increases soluble 4-1BB in HER2-low-expressing patients

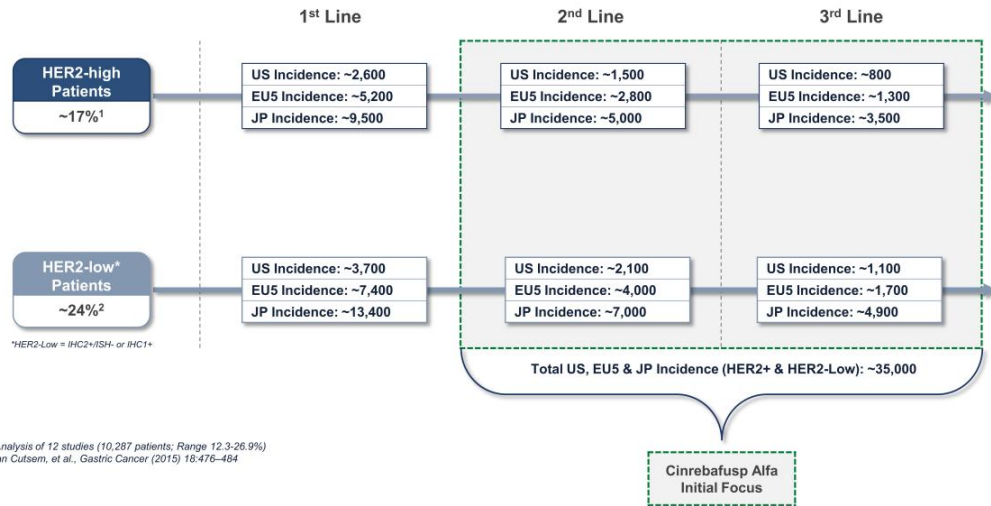


Data cut-off: 25-Feb-21
¹Hinner et al Clin Can Res 2019

Cinrebafusp Alfa Clinical Development Plan



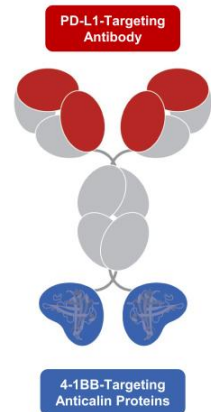
Cinrebafusp Alfa Opportunity in HER2-High & HER2-Low Gastric Cancer



1) Meta Analysis of 12 studies (10,287 patients; Range 12.3-26.9%)
 2) Eric Van Cutsem, et al., Gastric Cancer (2015) 18:476-484

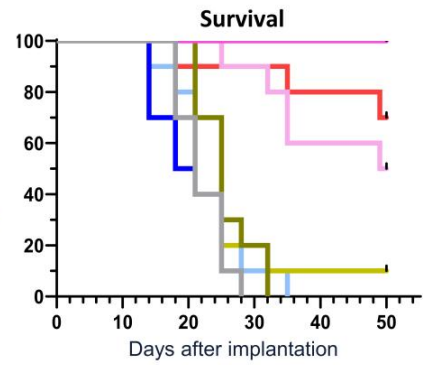
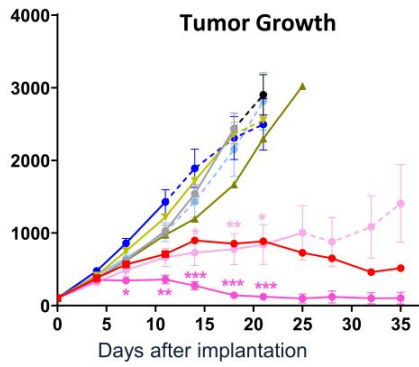
PRS-344/S095012: Meaningfully Building on Localized MoA of Cinrebafusp Alfa

Candidate	PRS-344/S095012
Function/MoA	Localized 4-1BB agonism with PD-L1 antagonism
Indications	N.D.
Development	2021 IND expected (in co-dev with Servier)
Commercial Rights	Co-development with full U.S. commercial rights; royalty on ex-U.S. sales



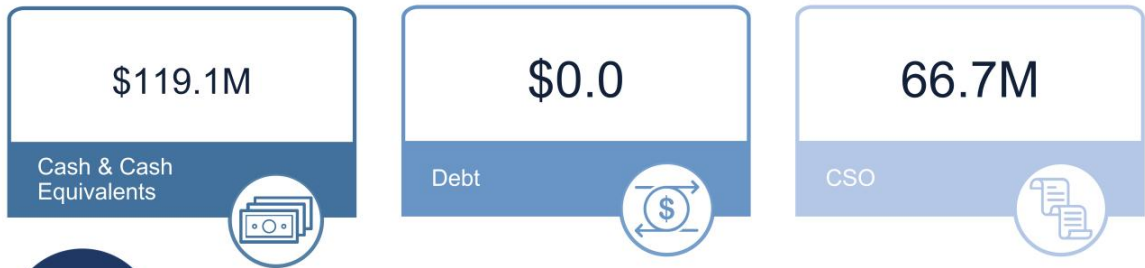
PRS-344 Drives Strong Anti-tumor Activity in Anti-PD-L1 mAb-resistant Mouse Model

h-4-1BB knock-in mice subcutaneously implanted with MC-38-huPD-L1 cells



- Dose-dependent anti-tumor response that leads to significant extension of survival
- Superior to equimolar doses of anti-PD-L1 mAb treatment alone

Financial Overview (As of 6/30/21)

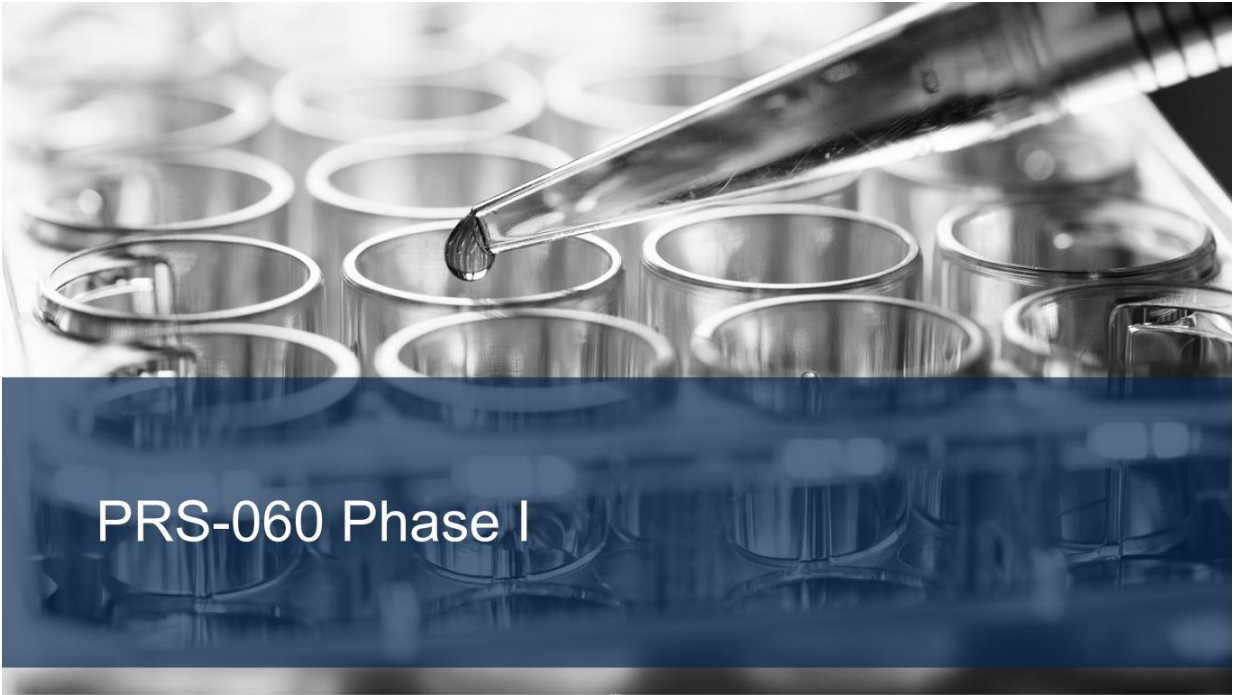


>\$175M non-dilutive capital from partnerships since 2017

>\$17M grant announced in 2021



Appendix



PRS-060 Phase I

PRS-060 Phase I Multiple Ascending Dose Trial

Strategic Objectives	Ascertain PK/PD with a reliable biomarker to confirm local target engagement and inform Phase II dosage regimen
Trial Design Highlights	Dosing patients with mild asthma with elevated FeNO levels (≥ 35 ppb), to receive inhaled PRS-060 or pbo b.i.d.* over a 10-day period

*q.d. on Day 10

Initiated in July 2018

Evaluating safety, tolerability, PK, PD and will also evaluate FeNO reduction vs. placebo

Measuring safety, tolerability and FeNO changes days 1-10, 17, and 40

Pieris is sponsoring the trial, AstraZeneca is reimbursing Pieris for all associated costs



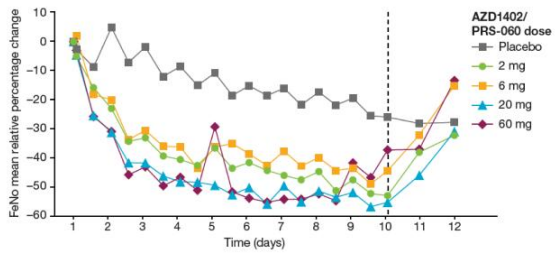
Phase 1b Interim Results: Favorable Safety Profile

- All doses of AZD1402/PRS-060 tested in the study were well tolerated
- No treatment-related serious AEs were observed

System organ class AE Preferred Terms ^b	Placebo (N = 12) n (%) m	AZD1402/PRS-060 ^c (N = 30) n (%) m	Overall (N = 42) n (%) m
Gastrointestinal disorders	4 (33.3) 4	13 (43.4) 14	17 (40.5) 18
Dry mouth	1 (8.3) 1	2 (6.7) 2	3 (7.1) 3
Nausea	1 (8.3) 1	3 (10.0) 3	4 (9.5) 4
Infections and infestations	1 (8.3) 1	7 (23.3) 8	8 (19.0) 9
Upper respiratory tract infection	1 (8.3) 1	3 (10.0) 4	4 (9.5) 5
Nervous system disorders	5 (41.7) 9	13 (43.4) 18	18 (42.9) 27
Headache	3 (25.0) 6	5 (16.7) 7	8 (19.0) 13
Presyncope	0	4 (13.3) 6	4 (9.5) 6
Respiratory, thoracic and mediastinal disorders	6 (50.0) 6	14 (46.7) 15	20 (47.6) 21
Cough	1 (8.3) 1	4 (13.3) 4	5 (11.9) 5
Rhinorrhoea	2 (16.7) 2	1 (3.3) 1	3 (7.1) 3
Wheezing	2 (16.7) 2	4 (13.3) 5	6 (14.3) 7

Phase 1b Interim Results: Robust FeNO Reduction

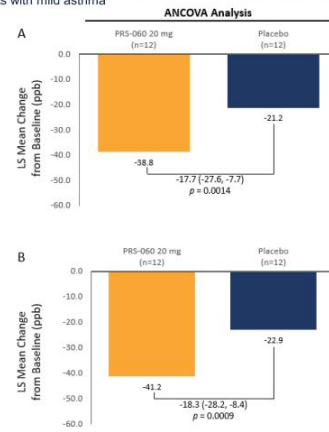
PRS-060 Relative FeNO Reduction (Emax Analysis)



PRS-060, mg (delivered)	n	Reduction vs. placebo, % (95% CI)	p-value
2	6	24.0 (1.8–41)	0.04
6	6	24.3 (2.7–41)	0.03
20	12	36.4 (22–48)	<0.0001
60	6	30.5 (10–46)	0.005
Placebo	12		

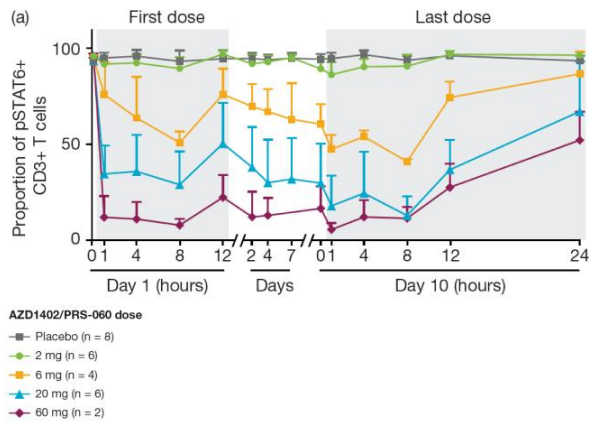
PRS-060 Relative FeNO Reduction (ANCOVA Analysis)

Mean change from baseline in FeNO levels at 0.5h (A) and 2h (B) post-dose on Day 10 in participants with mild asthma



Phase 1b Interim Results: Pharmacological Versatility

pSTAT6 levels over time following inhalation of PRS-060



No systemic target engagement and minimal systemic exposure was observed at the 2mg dose, suggesting that local target engagement by the drug is sufficient to reduce airway inflammation

Pharmacological versatility, given low-dose FeNO reduction with no observed systemic activity (pSTAT6) versus high-dose FeNO reduction with systemic activity



Cinrebafusp Alfa – Phase I Monotherapy

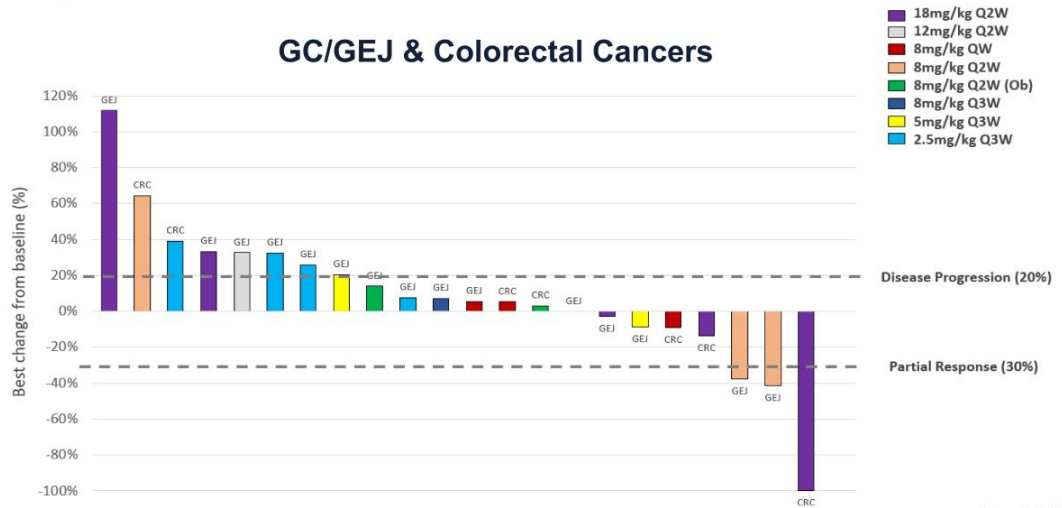
Phase 1 Monotherapy Baseline Characteristics (N = 78)

Characteristic	n (%)	Primary Cancer Type	n (%)
Age, Median (range)	63 (24–92)	Gastroesophageal	34 (44%)
Gender		Breast	16 (21%)
F	46 (59%)	Colorectal	12 (15%)
M	32 (41%)	Gynecological	9 (12%)
ECOG PS		Bladder	2 (3%)
0	19 (24%)	Pancreatic	1 (1%)
1	59 (76%)	Other – Cancer of Unknown Origin	2 (3%)
Prior Therapy Lines		Other – Salivary Duct	1 (1%)
1	11 (14%)	Melanoma	1 (1%)
2	10 (13%)		
3	16 (21%)		
4	12 (15%)		
5+	29 (37%)		
Median # of anti-HER2 Tx			
Breast	6		
Gastric	2		

Data cut-off: 25-Feb-21

Cinrebafusp Alfa Phase 1 Monotherapy Efficacy Data: Analysis of Patients Treated at Active Doses

GC/GEJ & Colorectal Cancers

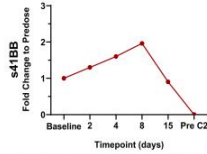
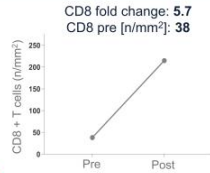
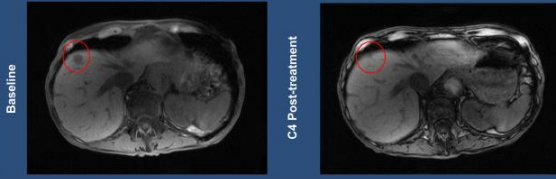


Case Studies: PR in Gastric Cancer and CR in Rectal Cancer

Patient Profile, Treatment History and Treatment Outcome

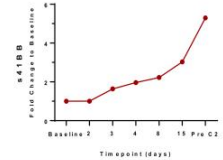
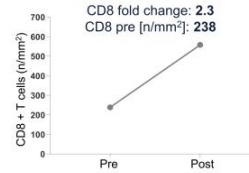
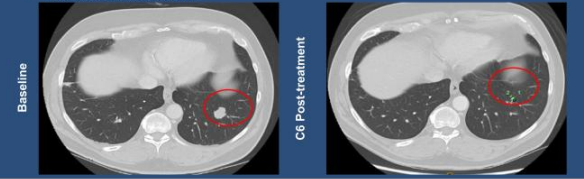
- Gastric Cancer Patient with Partial Response**
- 80-year-old woman; initial diagnosis in June 2017
 - Gastric adenocarcinoma with mets to liver, LN and adrenals
 - Treated with 8 mg/kg Q2W of PRS-343
 - HER2 IHC 3+; PD-L1 positive (CPS=3) ; NGS: ERBB2 amplification

- Prior Treatment includes:**
- Trastuzumab, Pembrolizumab + Capecitabine/oxaliplatin
 - Nivolumab with IDO1 inhibitor (investigational drug)



- Rectal Cancer Patient with Complete Response**
- 59-year-old male; initial diagnosis in March 2017
 - Rectal cancer with cardiac and lung mets
 - Treated with 18 mg/kg Q2W of PRS-343
 - Foundation One Her2 amplification; verified in-house to be IHC 3+; MSS, TMB low

- Prior Treatment includes:**
- Folfiri/Avastin
 - 5FU/Avastin maintenance
 - Irinotecan/Avastin & SBRT



Case Study: PR in Cancer of Unknown Primary

Patient Profile, Treatment History and Treatment Outcome

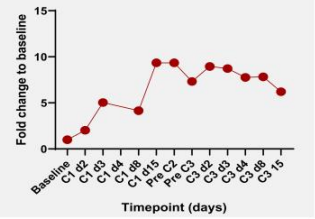
Patient Profile

82-year-old male
 Initial diagnosis October 2019
 Carcinoma of Unknown Primary
 Stage 4
 HER2 amplification via MD Anderson
 NGS; MSS- stable; TMB unknown

Treatment History

Open Radical Prostatectomy
 Radiation
 Carboplatin + gemcitabine

s4-1BB Serum



Lesions	Lesion Site	Lesion Size (mm)			
		Pre-treatment	Cycle 2	Cycle 4	Cycle 6
Target 1	Lung, right lower lobe mass	25	13	0	0
	Total	25	13	0	0
	% Change from Baseline		-48%	-100%	-100%
Non-target 1	Lung, bilateral pulmonary masses	Present	Not assessed	Present	Present
Non-target 2	Lymph nodes, mediastinal and hilar	Present	Not assessed	Present	Present
Overall Response			PR	PR	PR

Data cut-off: 25-Feb-21



Cinrebafusp Alfa – Biomarkers

Soluble 4-1BB (s4-1BB): Blood-based Biomarker of Cinrebafusp Alfa Engagement

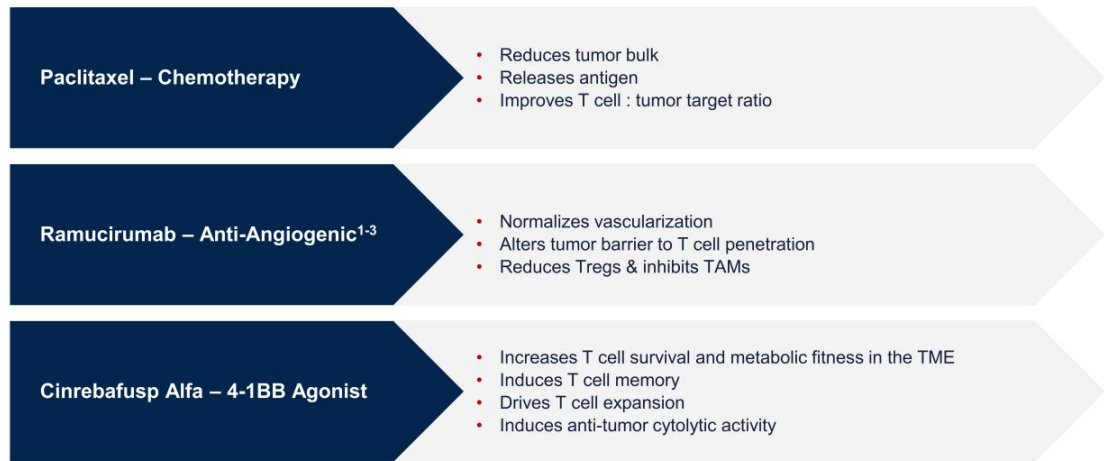
- s4-1BB is an alternatively spliced form of 4-1BB receptor lacking the transmembrane encoding exon (Setareh et al., 1995; Shao et al., 2008)
- s4-1BB is **released by leukocytes in an activation-dependent manner** (Michel et al., 2000; Salih et al., 2001; Schwarz et al., 1996)
- s4-1BB is **produced with a slightly delayed kinetic to pathway activation**. Hypothesized role is as a negative regulator, keeping 4-1BB-mediated co-stimulation in check

s4-1BB utility as a pathway specific biomarker provides ability to track cinrebafusp target engagement and activity using serum samples



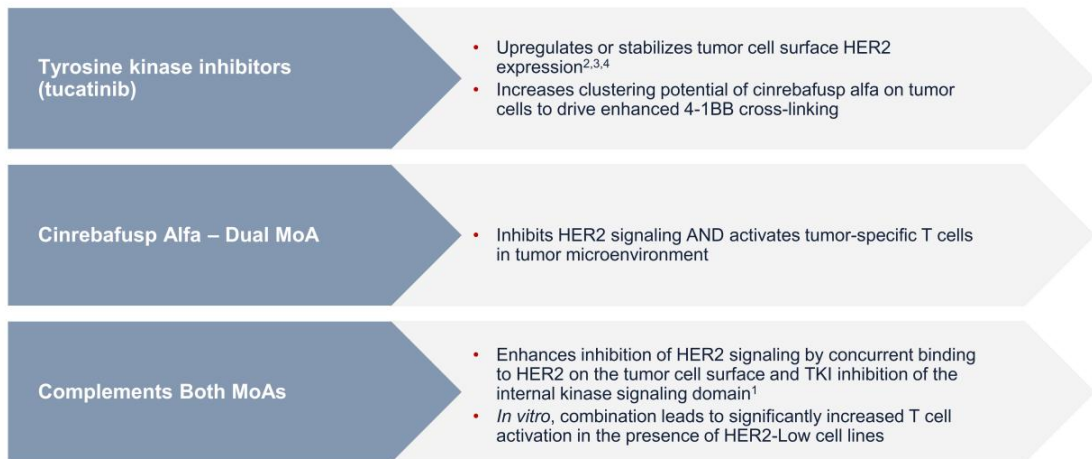
Cinrebafusp Alfa – Phase II Rationale

Scientific Rationale for Combining Cinrebafusp Alfa & SoC



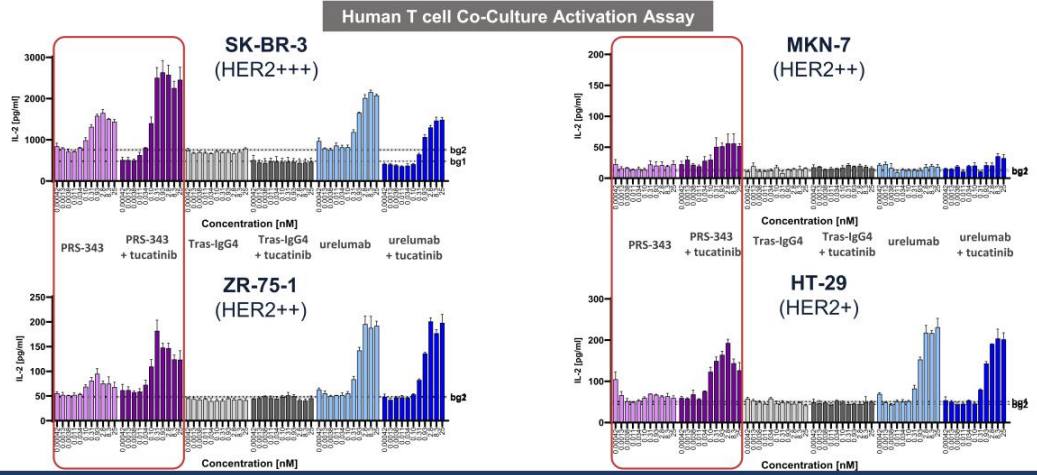
1 - Allen et al., Science Translational Medicine 2017
2 - Juang et al. Front Immunology 2018
3 - Tada et al., Journal for Immunotherapy of Cancer 2018

Scientific Rationale for Combining Cinrebafusp Alfa & Tucatinib



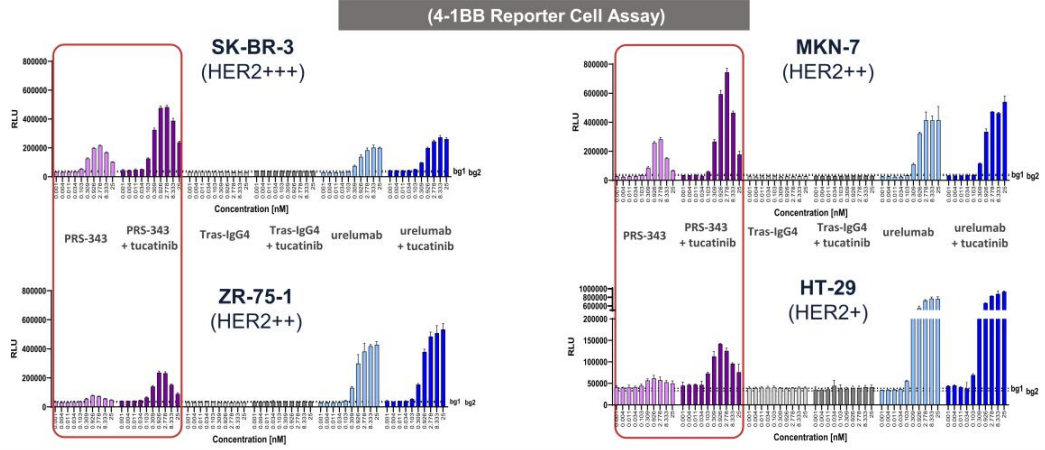
1 - Baselga J., *Lancet*, 2012;
2 - Maruyama T., et al, *Anticancer Res.*, 2011
3 - Scaltriti M., et al, *Oncogene*, 2009
4 - Hartmans, et al, *Oncotarget*, 2017

Cinrebafulp Alfa and Tucatinib Combination Enhances T-cell Activation



Increased IL-2 secretion observed when cinrebafulp alfa was combined with fixed dose tucatinib in a co-culture assay with SK-BR-3 (high HER2), MKN-7, ZR-75-1 (medium HER2) and HT-29 (low HER2) tumor cell lines

Cinrebafusp Alfa and Tucatinib Combination Leads to Enhanced 4-1BB Signaling



Increased 4-1BB signaling observed when cinrebafusp alfa was combined with fixed dose tucatinib in a reporter assay with SK-BR-3 (high HER2), MKN-7, ZR-75-1 (medium HER2) and HT-29 (low HER2) tumor cell lines

255 State Street
Boston, MA 02109
USA

Zeppelinstraße 3
85399 Hallbergmoos
Germany



NASDAQ: PIRS

IR: kelman@pieris.com
BD: bd@pieris.com
www.pieris.com

SUPERIOR MEDICINES THROUGH EFFICIENT BIOLOGY



